

《信友堂疫情期間主日奉獻指南》

2020 年因著新冠肺炎病毒疫情嚴峻，在政府衛生條例要求下，教會無法舉行正常聚集的敬拜而必須採用網上直播的形式敬拜。為此，會眾在主日崇拜直播中無法實施現場奉獻敬拜的事項。為彌補此一缺欠，受教牧團委托則成我們兩位執事會主席代表教會，作出以下有關主日奉獻的指導建議。【林後 9:7】各人要隨本心所酌定的，不要作難，不要勉強，因為捐得樂意的人是神所喜愛的。

主內：王珏；黃道偉兩位弟兄呈上。

1. **支票奉獻** (Pay to FCNABC) 郵寄至教會地址：

溫哥華信友堂，6858 Fraser St. Vancouver, BC V5X 3V1; (請寫明你是參與哪個堂聚會)

2. **現金積存奉獻**：將每主日所要奉獻的金額記下，或積攢在專用的口袋中。等疫情過後恢復正常崇拜時，一并奉獻。

3. **Interac eTransfer** (在自己銀行輸入各堂專屬的 email address) 進行網上奉獻；

voffer@fcnabc.org (溫哥華堂 Vancouver Campus)

soffer@fcnabc.org (素里堂 Surrey Campus)

toffer@fcnabc.org (三聯市堂 Tri-City Campus)

*注：每次網上奉獻不能超過\$3,000 加幣 (不能用其它貨幣) Max. \$3,000/each

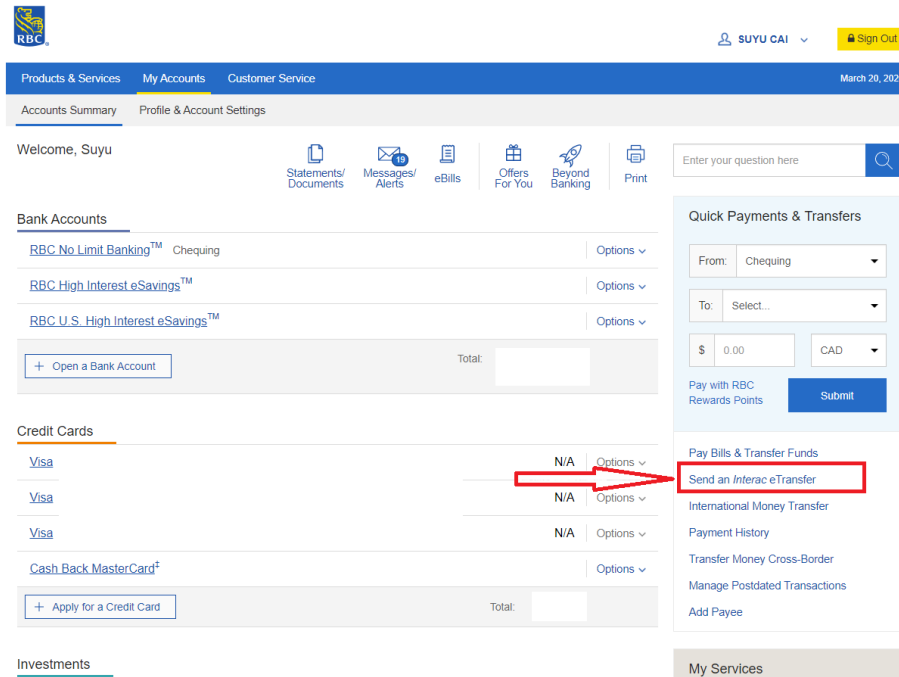
疫情後仍可供需要如此奉獻方式的弟兄姊妹在網上奉獻。e-Transfer still available after Covid-19 Pandemic lockdown.

這 eTransfer 功能在財務組同工的努力之下，於 Mar. 20th, 2020 及時開通了。

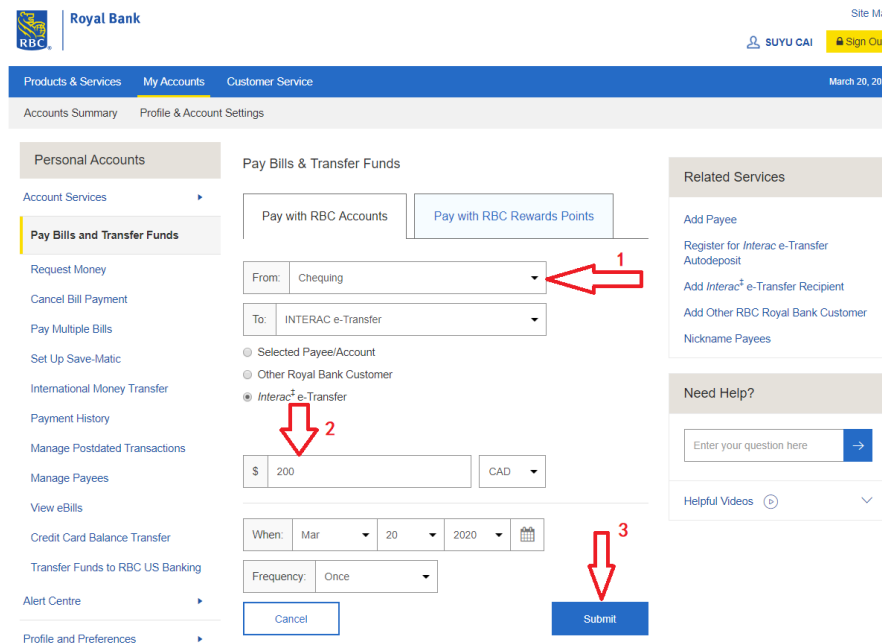
現將操作步驟介紹如下：

使用 Interac eTransfer 奉獻的步驟

1. 登錄到自己銀行的網上賬號。大多數銀行對個人送 eTransfer 是免費的。
2. 選擇 Send an Interac eTransfer。各個銀行的畫面都不一樣，這裡以 RBC 為例，如果有問題可以去你的銀行具體諮詢。



3. 選擇從自己銀行哪個賬號支出，然後輸入奉獻的金額，按 **Submit**。



4. 在 Name: 裡輸入教會的名字 (FCNABC)。
 在 Email Address: 溫哥華堂的會員請輸入 voffer@fcnabc.org
 素里堂的會員請輸入 soffer@fcnabc.org
 三聯市堂的會員請輸入 toffer@fcnabc.org

Send **Interac⁺ e-Transfer**

To send an Interac e-Transfer, fill in the recipient's name and e-mail address or mobile number.
All fields are required unless marked as optional.

Name:
FCNABC

Add this recipient to Payee List

Contact Method: *(At least one is required)*

Email Address:
voffer@fcnabc.org

Mobile Number:
[] [] []

Preferred Language:
 English French

Important Information
After you initiate an Interac e-Transfer, we will withdraw the chosen amount from the

然後按 **continue**。

- 在此畫面裡，確認賬號持有者是 FAITH CHINESE NORTH，在 **Message** 欄目裡 **一定要** 輸入自己的姓名，**奉獻號碼**（若還沒有，可暫時不填，之後向財務同工申請），**電話號碼** 和 **家庭地址**，以便財務同工在數據庫裡登記，**否則財務同工就不知道這筆奉獻是誰的，無法發退稅收據給你。**

Confirm Details of **Interac⁺ e-Transfer**

Please confirm the details of this transaction. You may also include a personalized message with this Interac e-Transfer.

To: FCNABC

Contact Method:
voffer@fcnabc.org
Account holder: FAITH CHINESE NORTH

This email address is registered for Autodeposit. Funds will be deposited directly into the recipient's account.
Interac will send the recipient a deposit notification email to this address.

Preferred Language: English

Amount: \$ 200.00
Service Fee: FREE

From: Chequing

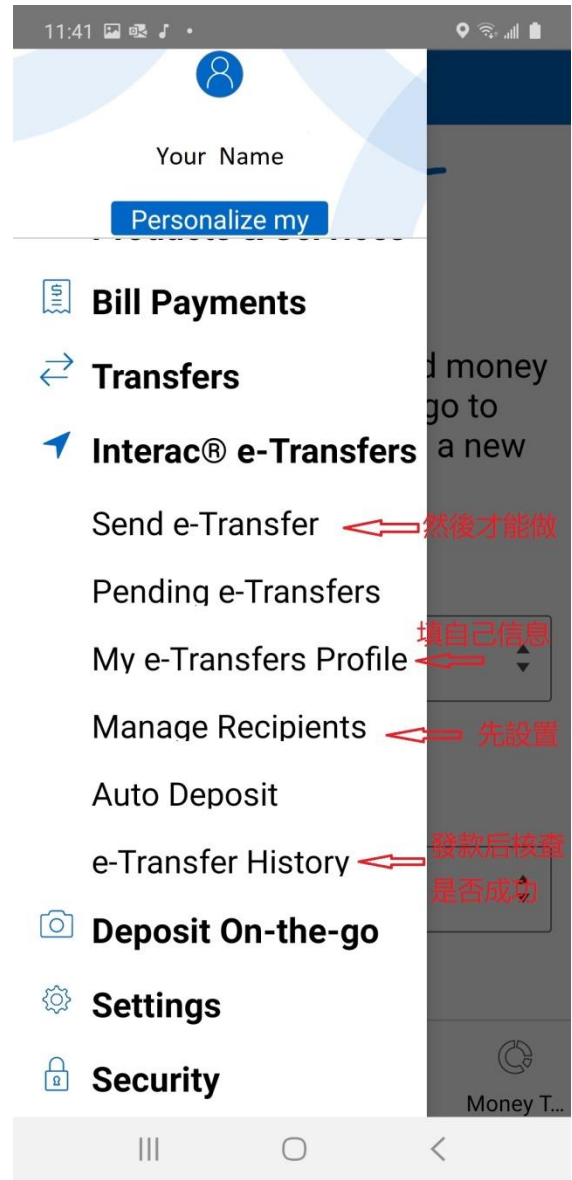
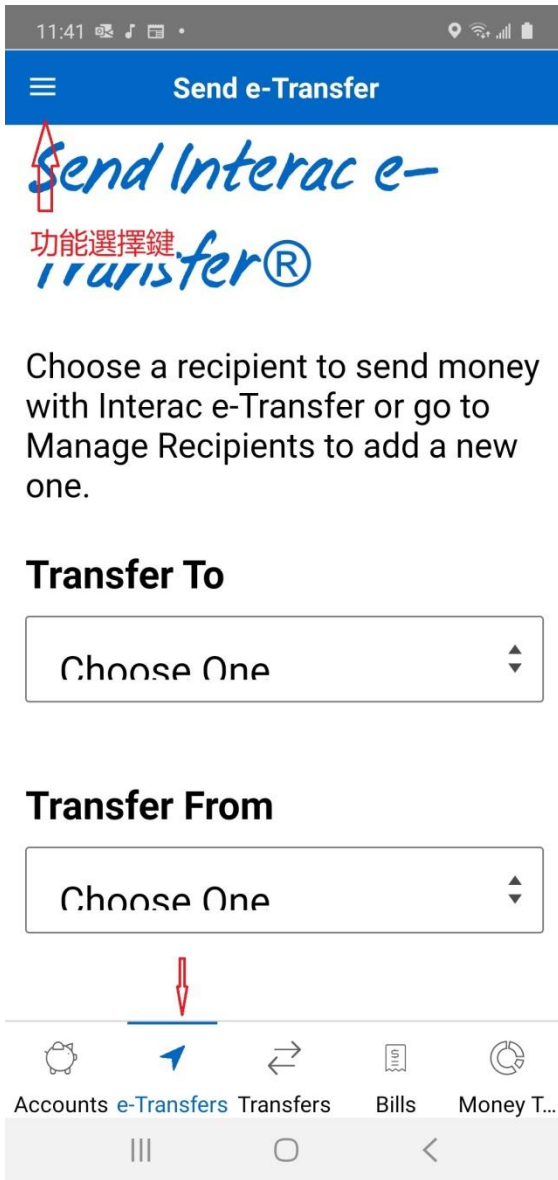
Message: (Optional)
Your name, Offer Number, phone number, Home address

Number of characters: (400 maximum) 51

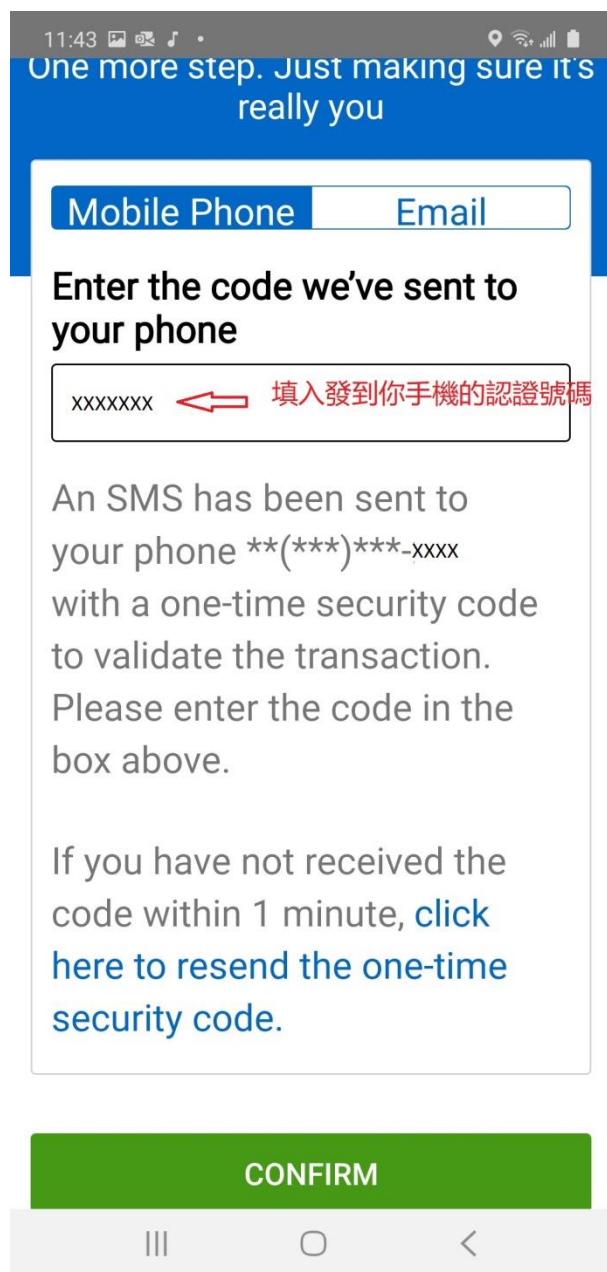
- 最後按 **Confirm** 完成奉獻的提交。

手機網上 Interac e-Transfer (Coast Capital) 範例:

1. 進入自己網上銀行後，首先設置收款人 Recipients 信息；填好自己 e-Transfer 信息；才能做 e-Transfer。



2. 設定收款人信息: 可能需要認證是否是你本人, 會向你手機發認證碼, 填入核證後才有權設定這些信息;



11:43

One more step. Just making sure it's really you

Mobile Phone | Email

Enter the code we've sent to your phone

xxxxxxx ← 填入發到你手機的認證號碼

An SMS has been sent to your phone ****(***)***-xxxx** with a one-time security code to validate the transaction. Please enter the code in the box above.

If you have not received the code within 1 minute, [click here to resend the one-time security code.](#)

CONFIRM

III O <

3. 填寫收款人信息;

11:48 Manage Recipients ①

Name

FCNABC ← 填上教會名字

Email

填入收奉獻堂的email
voffer@fcnabc.org ←

Mobile Phone Number

不用填

e.g. 604 223 1234

Preferred Language

English

Accounts e-Transfers Transfers Bills Money T...

11:48 Manage Recipients ②

Send Transfers By

Email 選用 Email 方式

Security Information

Enter a security question and a one-word answer that only the recipient would know. The recipient must answer this question correctly in order to receive your Interac e-Transfer®. Do not share the answer by email or text.

Accounts e-Transfers Transfers Bills Money T...

11:49 Manage Recipients ③

Security Question

Sunday

Answer

Offer

Add Recipient

Cancel

® Trademark of INTERAC Inc. Used under license.

Recipient contact information is stored by Interac and used for the purpose of sending Interac e-Transfers. Coast Capital Savings

Accounts e-Transfers Transfers Bills Money T...

11:50 Manage Recipients ④

Name Review 確認
FCNABC 信息正確

Email
voffer@fcnabc.org

Preferred Language
English

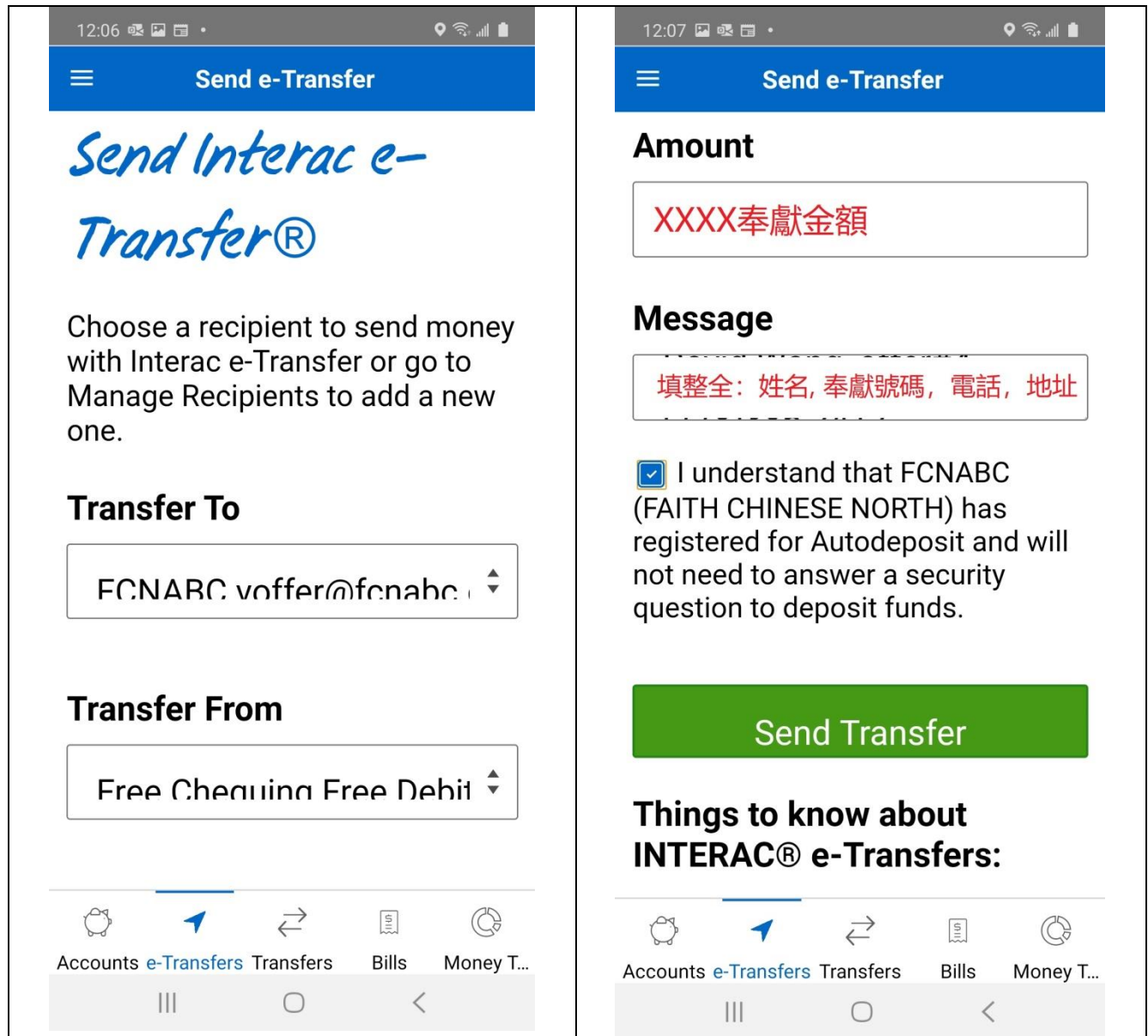
Send Transfers By
Email

Security Question
Sunday

Answer
Offer

Accounts e-Transfers Transfers Bills Money T...

4. 設定完，回到起初頁面點選 e-Transfer 開始奉獻。選 Transfer To: 剛設好的 FCNABC 收款機構；選 Transfer From 自己哪個賬號支付；填上金額；在 Message 欄內寫下整全的信息。然後打勾 I understand，按 **Send Transfer**。



5. 奉獻完成後可查看 e-Transfer History 是否成功。

